

FOR IMMEDIATE RELEASE

May 1, 2026

MEDIA CONTACTS:

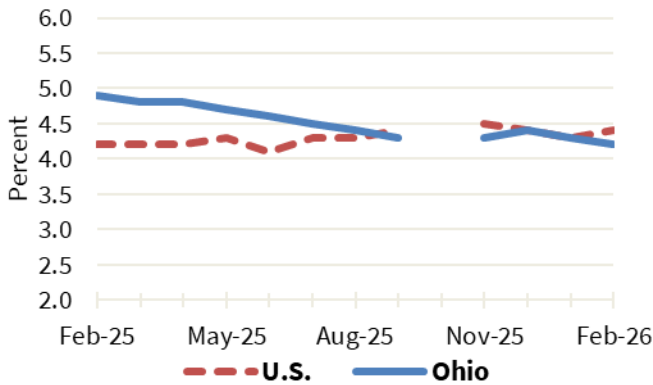
Tom Betti: 614-728-9645
Thomas.Betti@jfs.ohio.gov

Bill Teets: 614-403-2331
Bill.Teets@jfs.ohio.gov

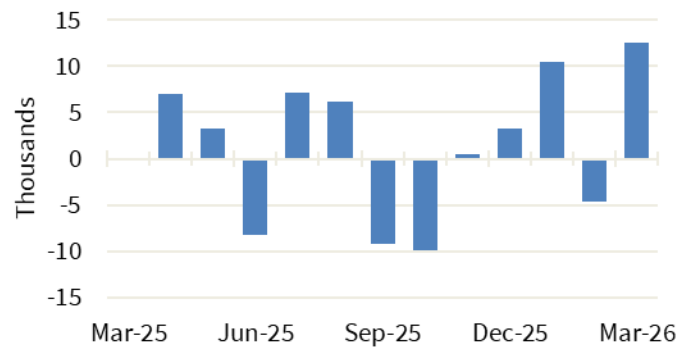
Ohio's March Unemployment Rate Decreases to 4.1%

Ohio's unemployment rate was 4.1% in March 2026, down from 4.2% in February 2026. Ohio's nonagricultural wage and salary employment increased 12,500 over the month, from a revised 5,669,200 in February to 5,681,700 in March.

Ohio and U.S. Unemployment Rates, seasonally adjusted, March 2025 – March 2026



Ohio Nonfarm Payroll Employment Over-the-Month Change, seasonally adjusted, March 2025 – March 2026

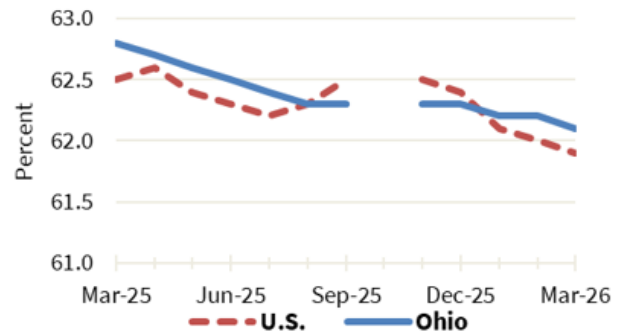


Household Survey Data

The number of workers unemployed in Ohio in March was 243,000, down from 251,000 in February 2026. The number of unemployed has decreased by 45,000 in the past 12 months from 288,000. The March unemployment rate for Ohio decreased 0.7 percentage points from 4.8% in March 2025.

The U.S. unemployment rate for March 2026 was 4.3%, down from 4.4% in February 2026 and up from 4.2% in March 2025. In March 2026, the labor force participation rate in Ohio was 62.1%, down from 62.2% in February 2026 and down from 62.8% in March 2025. During the same period, the national labor force participation rate was 61.9%, down from 62.0% in February 2026 and down from 62.5% in March 2025.

Ohio and U.S. Labor Force Participation Rates, seasonally adjusted, March 2025 – March 2026



Establishment Survey Data

Ohio's nonagricultural wage and salary employment increased 12,500 over the month, from a revised 5,669,200 in February to 5,681,700 in March, according to the latest business establishment survey conducted by the U.S. Department of Labor (Bureau of Labor Statistics) in cooperation with the Ohio Department of Job and Family Services (ODJFS).

Employment in goods-producing industries, at 953,400, increased 3,600 over the month as gains in construction (+5,300) surpassed losses in manufacturing (-1,700). Employment in mining and logging did not change over the month. The private service-providing sector, at 3,936,800, increased 6,900 as gains in trade, transportation, and utilities (+2,500); professional and business services (+1,800); leisure and hospitality (+1,600); information (+600); private educational and health services (+600); and other services (+200) outpaced losses in financial activities (-400). Government employment, at 791,500, increased 2,000 as gains in local (+1,500) and state (+700) government surpassed losses in federal government (-200).

From March 2025 to March 2026, nonagricultural wage and salary employment increased 18,200. Employment in goods-producing industries increased 9,000, led by construction, which added 11,200 jobs. Manufacturing lost 2,700 jobs, in nondurable goods (-2,200) and durable goods (-500). Mining and logging gained 500 jobs over the year. Employment in the private service-providing sector increased 10,800 as gains in private educational and health services (+11,900); leisure and hospitality (+3,600); and professional and business services (+400) surpassed losses in financial activities (-3,600); trade, transportation, and utilities (-1,100); information (-200); and other services (-200). Government employment decreased 1,600 over the year, as losses in federal government (-6,600) outweighed gains in local (+4,800) and state (+200) government.

EDITOR'S NOTE: All data cited are produced in cooperation with the U.S. Department of Labor. Data sources include the Current Population Survey (U.S. data), Current Employment Statistics Program (nonagricultural wage and salary employment data), and Local Area Unemployment Statistics Program (Ohio unemployment rates). More complete listings of the data appear in the monthly Ohio Labor Market Review. Unemployment rates for all Ohio counties, as well as cities with populations of 25,000 or more, are presented in the monthly ODJFS Civilian Labor Force Estimates publication. Updated statewide historical data can be obtained through the OhioLMI app, which is available for free on mobile devices through the App Store or Google Play. Ohioans can access tens of thousands of job openings, for positions ranging from file clerks to CEOs, at <https://ohiomeansjobs.ohio.gov>.

News Release Dates

A calendar of 2026 release dates is available online at <https://ohiolmi.com/Home/Events>.

County, city, and metropolitan area unemployment rates for March 2026 will be posted online at <https://ohiolmi.com> on Tuesday, May 5, 2026. April 2026 unemployment rates and nonagricultural wage and salary data for Ohio will be released by ODJFS on Friday, May 22, 2026.

Choose this link to view the table on the [Ohio and U.S. Employment Situation](#).

Choose this link to view the table for the [Nonagricultural Wage and Salary Employment Estimates for Ohio](#).

-30-

The Ohio Department of Job and Family Services manages vital programs that strengthen Ohio families. These include job training and employment services, unemployment insurance, cash and food assistance, adult protective services, and child support services.

